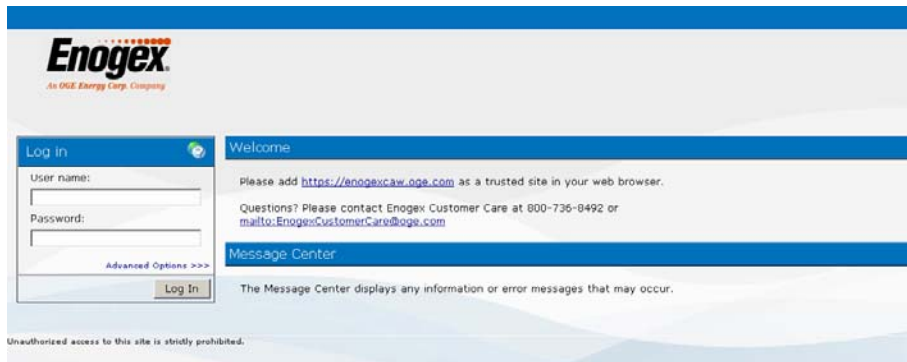

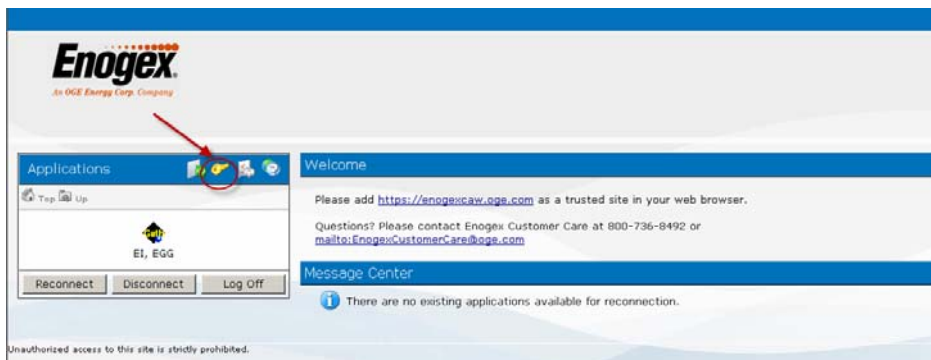


CAW Password Management

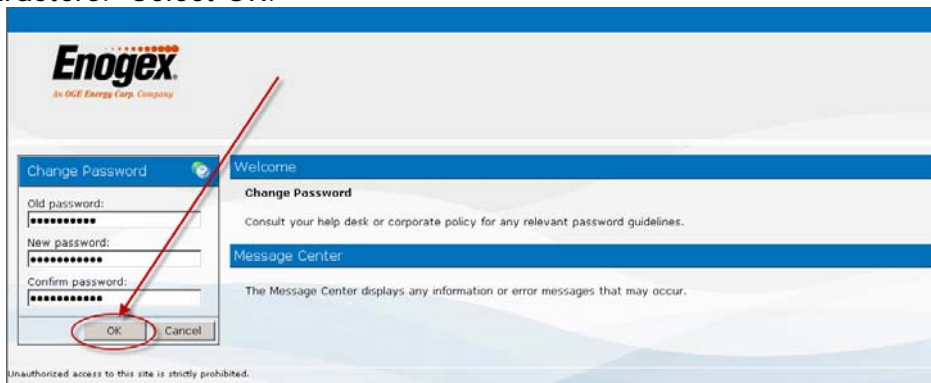
Log in to the web site.



Click the key  to change your password. (The key will not appear until after you have successfully logged in)



Type in your current password and then create a new password. Password must be a minimum of 10 characters and have a combination of numbers, capital letters, and special characters. Select OK.



The message center will display any information or error message that may occur. Use this information to help identify any problems in changing your password.

This should complete a successful password change. If you experience a problem or receive an error message, please take note of any messages displayed in the "Message Center". It may be necessary to reboot your computer before accessing the web site.

For assistance, please call Enogex Customer Care at 1-800-736-8492.